

# SOPHISTICA

## COLLECTION



YOUR STANDARD OF QUALITY  
**STANDARD**  
DOORS

**50**  
YEARS

# FEATURES INCLUDED



1

PVC contour glass moulding with continuous interior screw cap hides unsightly screws.

2

Ball Bearing Hinges

3

Primed finger jointed pine wood frame improves weather resistance and is ready to paint.

4

White pre-finished 24 gauge steel slab.

5

Exclusive hybrid aluminum extruded nonwarping post provides superior strength, durability and curb appeal.

6

Fixed sidelites can be upgraded to semi-active sidelites that can swing open to create a wider entrance.

7

Choose either long reach dual-seal compression or magnetic weatherstrip.

8

Exclusive sill and corner seal design provide superior water resistance and are easy to clean.

9

Clear anodized aluminum sill with PVC thermal barrier.

Cachet Lite Shown



Lexington Lite Shown







# DEFENDOOR SECURITY PACKAGE OPTION



Upgrade to the highest level of security tested in North America with the exclusive **DEFENDOOR**.

**5** point security system.

The **DEFENDOOR** security system is rated Level 40, the highest obtainable level in North America for resistance to forced entry. Single door tested with a weiser grade 1 deadbolt.



**1**

The **DEFENDOOR** deadbolt security plate is anchored to both the door frame and the house structure for maximum protection.

**2**

The **DEFENDOOR** security plate is bolted to the strike plate.

**3-5**

The **DEFENDOOR** security plates are bolted to each hinge and anchored to the house structure.

# ADDITIONAL OPTIONS

## SIMULATED DIVIDED LITES

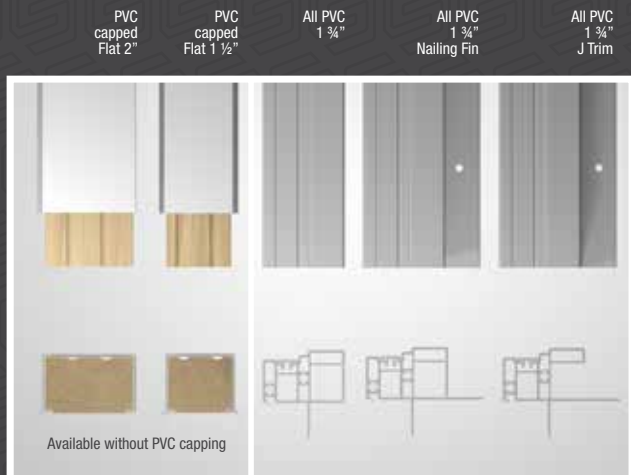
Simulate the beautiful look of divided lites on your door with one of two styles:

- Narrow contour PVC
- Wide contour PVC



## BRICKMOULDS AND NAILING FIN

Brick moulds available in wood, capped wood, or PVC with "J" trim and optional nailing fin.




# TEXTURED GLASS



Perimeter Sandblast



Pinhead




Soft



Linea




Chinchilla



Sandblast

## GLASS MOULDING

Choose the perfect glass moulding to match your door: Contour PVC or aluminum, resin or contemporary PVC or aluminum (aluminum not shown).





# ADDITIONAL OPTIONS

## ADD THESE OPTIONS TO ENHANCE YOUR DOOR



### HARDWARE

Customise your door with knockers, peep holes and mail slots.



### HINGE OPTIONS

Optional hinges to suit your needs.

- Outswing
- Stainless Steel
- Spring Loaded




### MULTI-POINT HARDWARE

Multi-point hardware comes with a variety of handle styles and finishes sure to satisfy your personal taste.



### UNIQUE HYBRID ASTRAGAL

Structural aluminum astragal with heavy duty flush bolts gives you the option of opening both doors.



### INSTALLATION MOULDING

Hides unsightly installation screws and adds an elegant finish to your frame. Also increases weather resistance by shielding the weatherstrip.

Cutaway Shown



### CHOOSE YOUR COLOUR


Choose from one of our standard colours or a custom colour match. Ask your dealer for a colour chart.



### DYNASTY MOULDINGS

Add these mouldings to your door to give your entrance that extra touch of class.

Available in a variety of different sizes.



### INTERNAL GRILLS

Enhance the appearance of your door with a wide variety of designs, shapes and colours.

### BLACK ANODIZED SILL

Add a touch of beauty and distinction to your home's entryway.

### OPTIONAL SCREEN

Add screens to your garden, terrace or double door.

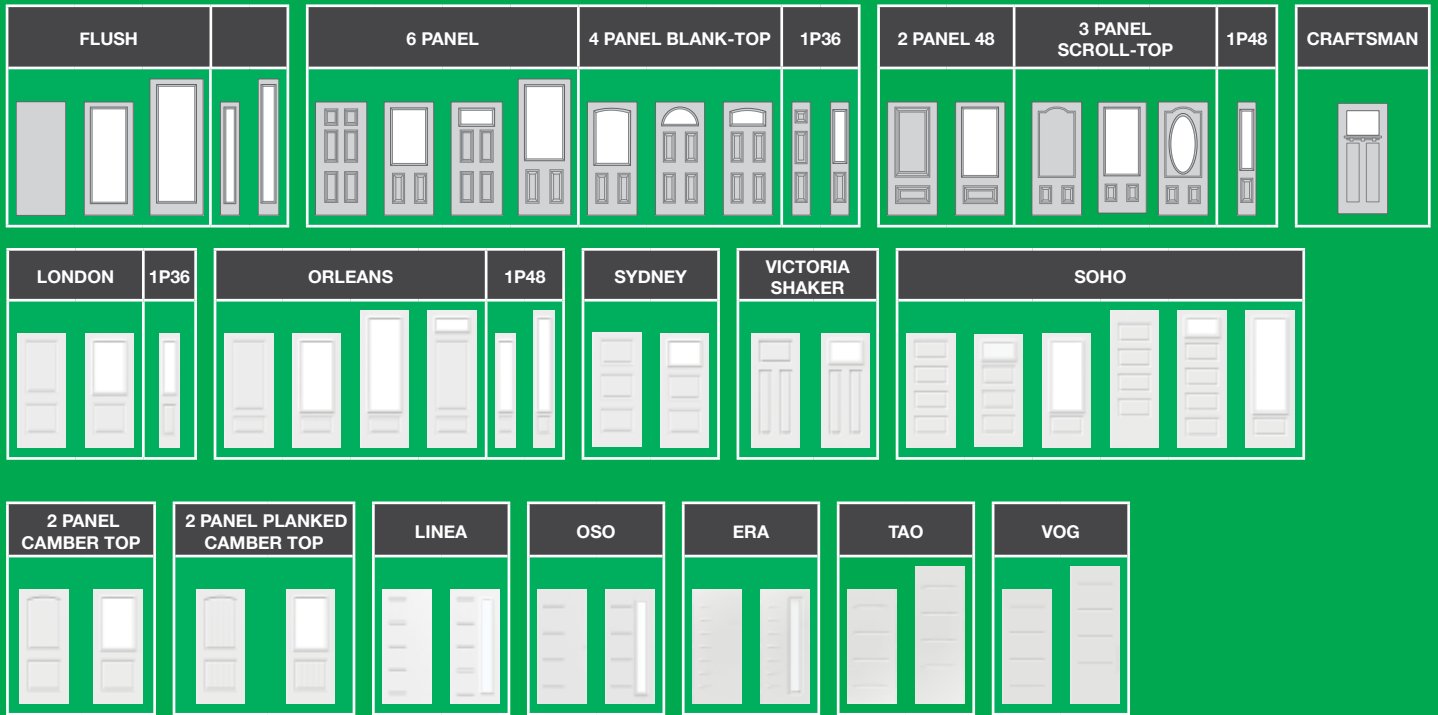
### DUAL SEAL COMPRESSION WEATHERSTRIP

Longreach compression weatherstrip contacts two surfaces for superior protection from air and water infiltration.

### ALUMINUM FLATSTOCK OR PVC CLAD FRAME

Choose either aluminum cladding or PVC capping for your exterior finishing.

# SLAB STYLE



## TIP TO TIP FRAME SIZES

STRUCTURAL FRAME CONSTRUCTION STANDARD HEIGHT 82 5/8"			SINGLE DOOR			DOOR & 14" SIDELITE			DOOR & 2 X 14" SIDELITES			DOUBLE DOOR GARDEN DOOR TERRACE DOOR		
SLAB SIZE	JAMB		1 1/4"	1 1/2"	1 5/8"	1 1/4"	1 1/2"	1 5/8"	1 1/4"	1 1/2"	1 5/8"	1 1/4"	1 1/2"	1 5/8"
	24"	(23 3/4" x 79")	25 3/8"	25 7/8"	26 1/4"	40 5/8"	41 1/8"	41 1/2"	55 7/8"	56 3/8"	56 3/4"	50 5/8"	51 1/8"	51 1/2"
	28"	(27 3/4" x 79")	29 3/8"	29 7/8"	30 1/4"	44 5/8"	45 1/8"	45 1/2"	59 7/8"	60 3/8"	60 3/4"	58 5/8"	59 1/8"	59 1/2"
	30"	(29 3/4" x 79")	31 3/8"	31 7/8"	32 1/4"	46 5/8"	47 1/8"	47 1/2"	61 7/8"	62 3/8"	62 3/4"	62 5/8"	63 1/8"	63 1/2"
	32"	(31 3/4" x 79")	33 3/8"	33 7/8"	34 1/4"	48 5/8"	49 1/8"	49 1/2"	63 7/8"	64 3/8"	64 3/4"	66 5/8"	67 1/8"	67 1/2"
	34"	(33 3/4" x 79")	35 3/8"	35 7/8"	36 1/4"	50 5/8"	51 1/8"	51 1/2"	65 7/8"	66 3/8"	66 3/4"	70 5/8"	71 1/8"	71 1/2"
	36"	(35 3/4" x 79")	37 3/8"	37 7/8"	38 1/4"	52 5/8"	53 1/8"	53 1/2"	67 7/8"	68 3/8"	68 3/4"	74 5/8"	75 1/8"	75 1/2"
	42"	(41 3/4" x 79")	43 3/8"	43 7/8"	44 1/4"	58 5/8"	59 1/8"	59 1/2"	73 7/8"	74 3/8"	74 3/4"	86 5/8"	87 1/8"	87 1/2"

Sizes shown with 14" sidelites without hinges. For door(s) with 12" sidelites, deduct 2" per sidelite. For 12" or 14" semi-active or fixed sidelites with hinges: Add 1/8" per sidelite.

DOOR HEIGHTS				
SLAB HEIGHT	INSWING		OUTSWING	IN OR OUTSWING
	REGULAR SILL	LOW PROFILE SILL	REGULAR SILL	COMMERCIAL SILL
79"	82 5/8"	81 7/8"	82 3/8"	80 13/16"
84"	87 5/8"	86 7/8"	87 3/8"	85 13/16"
95" <sup>(1)</sup>	98 5/8"	97 7/8"	98 3/8"	96 13/16"

<sup>(1)</sup> If ordered without multipoint hardware the warranty against warping will be void.



## ABOUT US

Founded in 1974, Standard Doors manufactures high quality sliding and entrance doors in one of the most advanced green manufacturing facilities in the industry. We are proud to be certified members of FGIA, Fenestration Canada and NFRC.

## OUR COMMITMENT TO THE ENVIRONMENT

At Standard, we believe in responsible manufacturing. Many of our products are Energy Star certified and all are made in an environmentally responsible manufacturing facility.

## OUR COMMITMENT TO YOU

Sophistica doors are designed and engineered to meet the highest quality and performance standards. Our team is committed to providing you with exclusive features and elegant designs that will give your home that extra touch of class.

The manufacturer reserves the right to change or modify products without prior notice.

## GUARANTEES

- ✓ 20 years on white PVC cladding
- ✓ 15 years against warping more than  $\frac{1}{4}$ "
- ✓ 1 year on parts

*Please see our website for complete details on our guarantee. Please note that our guarantees are transferable.*



[info@standarddoors.com](mailto:info@standarddoors.com)  
[StandardDoors.com/Sophistica](https://StandardDoors.com/Sophistica)



YOUR STANDARD OF QUALITY  
**STANDARD**  
 DOORS